

HPR-30 Tube Puller

HPR-30 is a heavy-duty, 30 Ton Pulling Ram. This tool has been engineered with a 6" pull stroke for challenging tube removal applications. It is fitted with a flush face, non-drip, couplings and its own custom suspension and handling bracket. In conjunction with Double Pull Adaptor, this machine has the captivity to pull the tube 9" from the tube sheet.



For HPR-30
Tube puller we
recommen CPPZ-
1000 pump

HPR-12 Tube Puller

HPR-12 is a heavy-duty, 12 Ton Pulling Ram. This tool has been engineered with a 6" pull stroke for challenging tube removal applications. It is fitted with a flush face, non-drip, couplings and its own custom suspension and handling bracket. In conjunction with Double Pull Adaptor, this machine has the captivity to pull the tubes from 1/2" to 1" from the tube sheet.

Tube Spears for HPR Tube Puller

LENGTH 5,433" (138 MM) WITH 1-1/4 FLAT SIZE (HEX)



TUBE SIZE			TOOL NO.	SMALL END DIAMETER		LARGE END DIAMETER	
[INCH]	[MM]	GA		[INCH]	[MM]	[INCH]	[MM]
1-1/4"	31,75	7-8	ATS-1250-7-8	0,856	21,7	1,114	28,3
		10-11	ATS-1250-10-11	0,977	24,8	1,206	30,6
		12-13	ATS-1250-10-11	1,027	26,1	1,256	31,9
		14-15	ATS-1250-14-15	1,079	27,4	1,308	33,2
		16-18	ATS-1250-16-18	1,115	28,3	1,344	34,1
1-1/2"	38,10	10-11	ATS-1500-10-11	1,227	31,2	1,456	37,0
		12-13	ATS-1500-12-13	1,227	31,2	1,500	38,1
		14	ATS-1500-14	1,329	33,8	1,500	38,1

LENGTH 8,750" (223 MM) WITH 7/8 FLAT SIZE (HEX)



TUBE SIZE			TOOL NO.	SMALL END DIAMETER		LARGE END DIAMETER	
[INCH]	[MM]	GA		[INCH]	[MM]	[INCH]	[MM]
1/2"	12,70	20	ATS-500-20	0,427	10,8	0,499	12,7
5/8"	15,88	12-13	ATS-625-12-13	0,402	10,2	0,610	15,5
		14-15	ATS-625-14-15	0,454	11,5	0,662	16,8
		16-17	ATS-625-16-17	0,489	12,4	0,625	15,9
		18-19	ATS-625-18-19	0,521	13,2	0,625	15,9
		20	ATS-625-20	0,545	13,8	0,620	15,7
3/4"	19,05	10	ATS-750-10	0,454	11,5	0,662	16,8
		11-13	ATS-750-11-13	0,505	12,8	0,713	18,1
		14-15	ATS-750-14-15	0,597	15,2	0,750	19,1
		16-17	ATS-750-16-17	0,614	15,6	0,750	19,1
		18-19	ATS-750-18-19	0,646	16,4	0,750	19,1
7/8"	22,23	20	ATS-750-20	0,670	17,0	0,745	18,9
		14-15	ATS-875-14-15	0,699	17,8	0,875	22,2
		16-18	ATS-875-16-18	0,740	18,8	0,948	24,1
1"	25,4	20	ATS-875-20	0,800	20,3	0,874	22,2
		9-10	ATS-1 000-9-10	0,699	17,8	0,875	22,2
		11-13	ATS-1000-11-13	0,755	19,2	0,963	24,5
		12-13	ATS-1000-12-1 3	0,777	19,7	0,985	25,0
		14-15	ATS-1000-14-15	0,829	21,1	1,000	25,4
		16-17	ATS-1000-16-17	0,869	22,1	1,000	25,4
18-20	ATS-1000-18-20	0,896	22,8	1,000	25,4		

Spears sizes of up to 3" on request

Accessories for HPR-30 tube puller

D-3055-7 RAM CHAIR



TUBE SIZE	TOOL NO
1-1/4"	D-3055-7
1-1/2"	D-3055-8
1-3/4"	D-3055-9
2"	D-3055-10
2-1/2"	D-3055-11

For tube sizes from 3/8" to 1" the following are required:

- 】 Either Single or Double Pull Adaptor
- 】 Tube Puffing Spear to suit
- 】 Horse Shoe Lock Adaptor
- 】 Load Cap


For tube sizes from 1-1/8" to 2-1/2" the following are required:

- 】 Either Single or Double Pull Adaptor
- 】 Tube Pulling Spear to suit
- 】 Male x Male Adaptor
- 】 Horse Shoe Lock Adaptor
- 】 Ram Chair of Choice

NOTE!

M x F Adaptors are used when additional reach is required in 12" increments. An example of this is when pulling tubes close to shell, and having the puller operating 24" away from the Tube Sheet In this instance 2 each M x F Adaptors would be used in conjunction with either a single or double pull adaptor. For this example a strong back or extended ram chair would also be required.


D-3055-2 SINGLE PULL ADAPTOR




D-3055-3D DOUBLE ADAPTOR



D-3055-6 MALE X FEMALE ADAPTOR



D-3055-5 MALE X MALE ADAPTOR



D-3055-4 HORSE SHOE LOCK



D-3055-1 LOAD CAP



HPR-30 Setup for stubs 1 1/4" and up

